

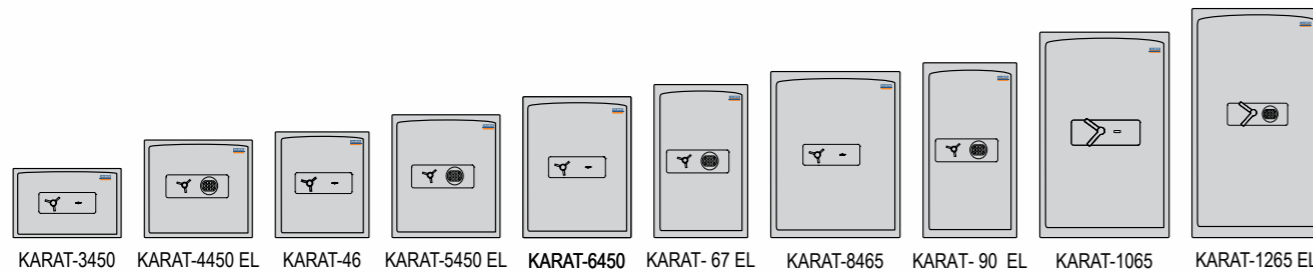



ECB•S
Member of ESSA

**KEEP IT
SAFE**

PROMET

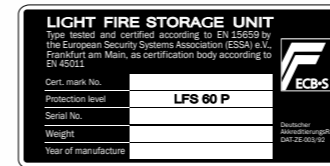

BURGLARY-RESISTANT SAFES KARAT SERIES, GRADE I
EINBRUCHSSICHERE SAFES SERIE KARAT, I. GRAD



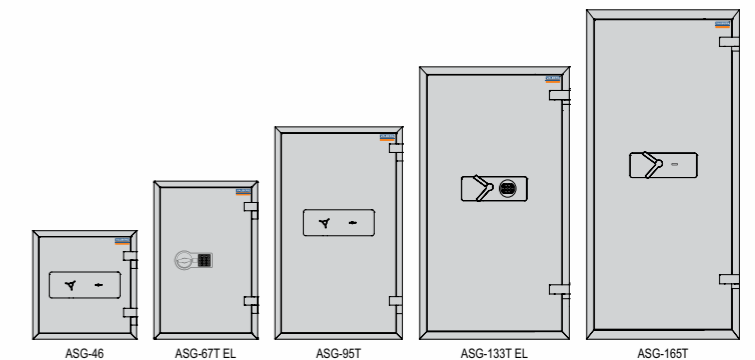
- Designed to protect documents and valuables in case of burglary.
- Burglary-resistance – EN 1143-1, Grade I.
- Thickness of front panel - 10mm, thickness of door - 62mm.
- Thickness of walls - 24mm.
- 3 live-locking bolts.
- Intergrated relocker, lock secured from drill attacks.
- Standard delivery with double-bit high security key lock with two keys.
- Colour: grey graphit.

- Zum Schutz von Dokumenten und Wertsachen gegen Einbruch.
- Einbruch-Sicherheit: EN 1143-1, Grad I.
- Türstärke: 10 mm, Gesamtstärke Tür – 62 mm.
- Wandstärke: 24 mm.
- 3-seitiger Verschluss.
- Relocker, Schloss bohrgeschützt.
- Serienmäßig Doppelbart-Hochsicherheitsschloss mit 2 Schlüsseln.
- Farbe: graphitgrau.

Model/Modell	External measurements, mm			Internal measurements, mm			Number of shelves	Number of bolts	Weight, kg	Volume, l
	Height	Width	Depth	Height	Width	Depth				
Karat 46	460	440	382	393	392	293	1	8	86	45
Karat 67	670	440	382	593	392	293	1	8	120	68
Karat 90	900	440	382	823	392	293	2	9	156	95
Karat 3450	340	500	300	270	454	215	1	7	59	26
Karat 4450	440	500	410	370	454	325	1	8	96	55
Karat 5450	540	500	410	470	454	325	1	8	112	69
Karat 6465	640	650	550	573	604	465	2	8	178	161
Karat 8465	840	650	550	773	604	465	2	9	222	217
Karat 1065	1037	650	552	944	590	438	2	9	254	244
Karat 1265	1239	650	554	1144	590	438	2	9	292	296
	Lock options:			Schlossoptionen:						
KL	Key lock			Schlüsselschloss						
EL	Digital lock			Elektronikschloss						
CL	Mechanical Combination lock			Mechanisches Zahlenkombinationsschloss						



FIRE - AND BURGLARY - RESISTANT SAFES GARANT SERIES
FEUER - UND EINBRUCHSSICHERE SAFES SERIE GARANT

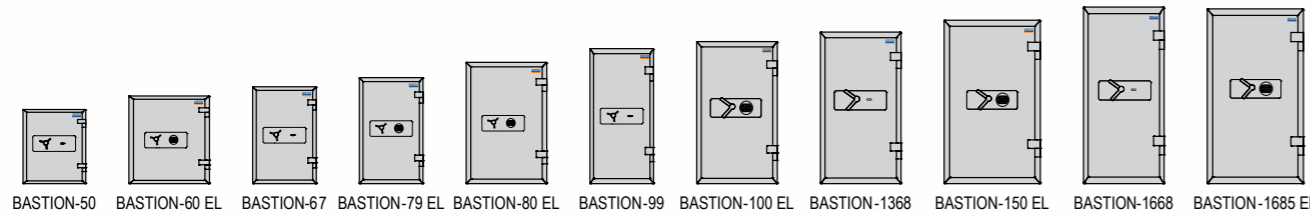



- Designed to protect documents and valuables in case of fire or burglary.
- Burglary-resistance – EN 1143-1, Grade I.
- Fire-resistance – LFS 60P according to EN 15659.
- Thickness of door - 105mm.
- Thickness of walls - 77mm.
- Thickness of rear wall – 51mm.
- Space between walls and door filled with fire-resistant concrete.
- 3 live-locking bolts.
- Intergrated relocker, lock secured from drill attacks.
- Standard delivery with double-bit high security key lock with two keys.
- Colour: grey graphit.

- Zum Schutz von Dokumenten und Wertsachen gegen Feuer und Einbruch.
- Einbruch-Sicherheit – EN 1143-1, Grad I.
- Feuerbeständigkeit LFS 60P gemas EN 15659.
- Gesamtstärke Tur – 105 mm.
- Wandstärke - 77mm.
- Ruckwandstärke - 51 mm.
- Wandungen und Tur mit feuersicherem Beton ausgefüllt.
- 3-seitiger Verschluss.
- Relocker, Schloss bohrgeschützt.
- Serienmasig Doppelbart-Hochsicherheitsschloss mit 2 Schlüsseln.
- Farbe: graphitgrau.

Model/Modell	External measurements, mm			Internal measurements, mm			Number of shelves	Number of bolts	Weight, kg	Volume, l
	Height	Width	Depth	Height	Width	Depth				
Garant 46	490	480	445	330	332	290	1	8	101	32
Garant 67	670	480	445	510	332	290	1	8	131	49
Garant 95	980	545	445	820	397	290	1	9	191	93
Garant 133	1336	701	580	1142	527	386	2	10	375	232
Garant 165	1652	701	580	1473	527	386	3	11	440	300
	Lock options:			Schlossoptionen:						
KL	Key lock			Schlüsselschloss						
EL	Digital lock			Elektronikschloss						
CL	Mechanical Combination lock			Mechanisches Zahlenkombinationsschloss						


BURGLARY RESISTANT SAFES BASTION SERIES, GRADE II
 EINBRUCHSSICHERE SAFES SERIE BASTION, II. GRAD



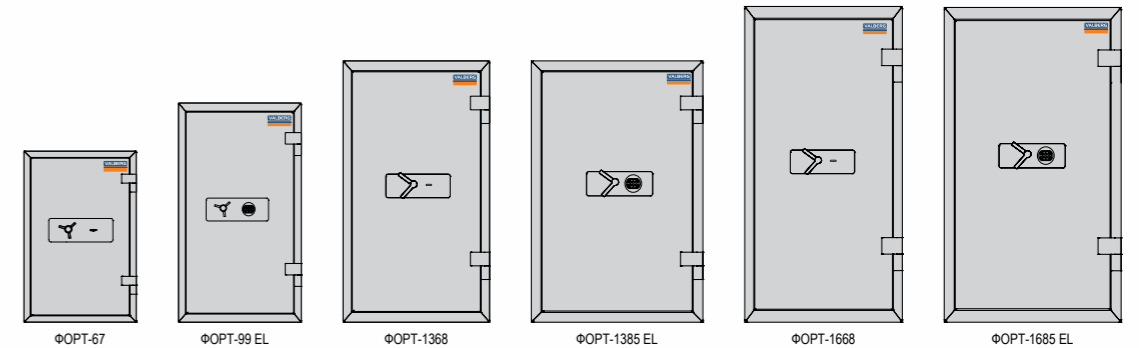
- Designed to protect documents and valuables in case of burglary.
- Burglary-resistance – EN 1143-1, Grade II
- Thickness of door - 100mm.
- Thickness of walls - 55mm.
- 3 live-locking bolts.
- Intergrated relocker, lock secured from drill attacks.
- Standard delivery with double-bit high security key lock with two keys.
- Colour: grey graphit (RAL 7024).

- Zum Schutz von Dokumenten und Wertsachen gegen Einbruch.
- Einbruch-Sicherheit – EN 1143-1, Grad II.
- Gesamtstärke Tür – 100 mm.
- Wandstärke – 55 mm.
- 3-seitiger Verschluss.
- Relocker, Schloss bohrgeschützt.
- Serienmäßig Doppelbart-Hochsicherheitsschloss mit 2 Schlüsseln.
- Farbe: graphitgrau (RAL 7024).

Model/Modell	External measurements, mm			Internal measurements, mm			Number of shelves	Number of bolts	Weight, kg	Volume, l
	Height	Width	Depth	Height	Width	Depth				
Bastion 50	500	510	510	367	394	352	1	7	125	51
Bastion 60	610	680	510	480	564	352	1	7	186	95
Bastion 67	670	510	510	537	394	352	1	8	163	74
Bastion 79	790	510	452	660	394	298	1	9	205	77
Bastion 80	810	680	510	679	564	352	2	8	225	135
Bastion 99	990	510	510	857	394	352	2	9	220	119
Bastion 100	1010	680	510	879	564	352	2	9	280	175
Bastion 150	1510	850	600	1379	734	443	3	13	499	448
Bastion 1368	1320	680	510	1187	547	352	3	10	386	229
Bastion 1668	1660	680	510	1527	547	352	3	11	400	294
Bastion 1685	1660	850	510	1527	717	352	4	13	450	385
	Lock options:			Schlossoptionen:						
KL	Key lock			Schlüsselschloss						
EL	Digital lock			Elektronikschloss						



BURGLARY-RESISTANT SAFES FORT SERIES, GRADE III
 EINBRUCHSSICHERE SAFES SERIE FORT, III. GRAD

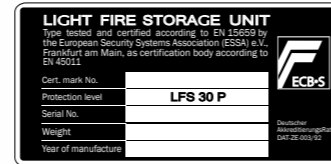

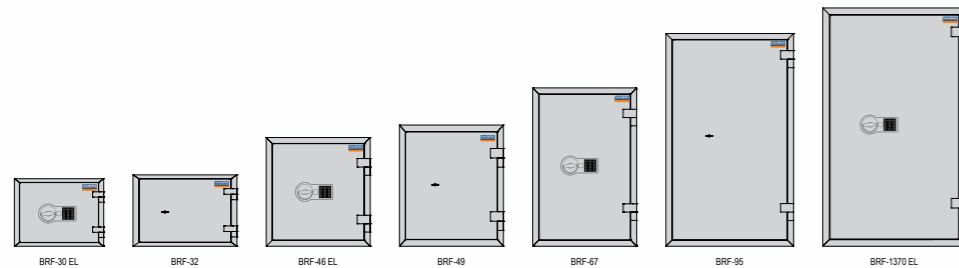


- Designed to protect documents and valuables in case of burglary.
- Burglary-resistance – EN 1143-1, Grade III.
- Thickness of door - 120mm.
- Thickness of walls - 55mm.
- 3 live-locking bolts.
- Intergrated relocker, lock secured from drill attacks.
- Standard delivery with double-bit high security key lock with two keys.
- Colour: grey graphit (RAL 7024).

- Zum Schutz von Dokumenten und Wertsachen gegen Einbruch.
- Einbruch-Sicherheit – EN 1143-1, Grad III.
- Gesamtstärke Tür – 120 mm.
- Wandstärke – 55 mm.
- 3-seitiger Verschluss.
- Relocker, Schloss bohrgeschützt.
- Serienmäßig Doppelbart-Hochsicherheitsschloss mit 2 Schlüsseln.
- Farbe: graphitgrau (RAL 7024).

Model-Modell	External measurements, mm			Internal measurements, mm			Number of shelves	Number of bolts	Weight, kr	Volume, l
	Height	Width	Depth	Height	Width	Depth				
Fort 67	670	510	510	537	394	352	1	8	201	74
Fort 99	990	510	510	857	394	352	2	9	283	119
Fort 1368	1320	680	510	1187	547	352	3	10	420	229
Fort 1385	1320	850	510	1187	717	352	3	12	470	300
Fort 1668	1660	680	510	1527	547	352	4	11	520	294
Fort 1685	1660	850	510	1527	717	352	4	13	595	385
	Lock options:			Schlossoptionen:						
KL	Key lock			Schlüsselschloss						
EL	Digital lock			Elektronikschloss						

FIRE - AND BURGLARY -RESISTANT SAFES BRF SERIES
FEUER - UND EINBRUCHSSICHERE SAFES SERIE BRF



GRADE
S2
ESB-S Certified

CLASS
LFS 30P
ESB-S Certified

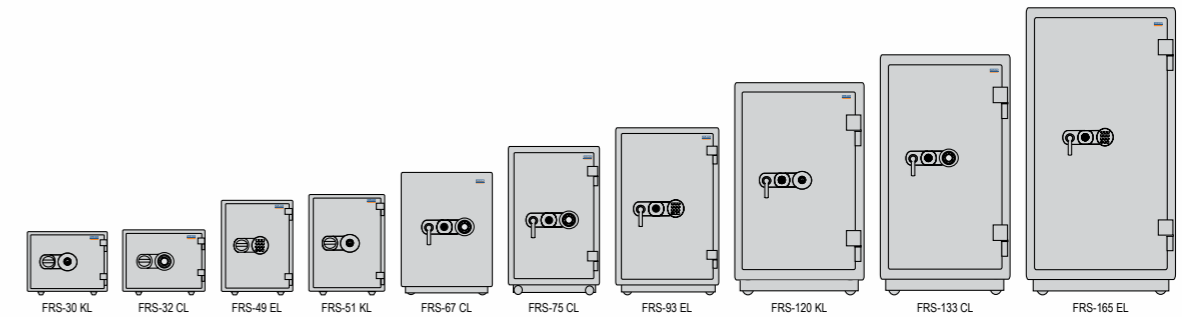
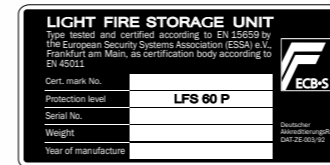


- Designed to protect documents and valuables in case of fire or burglary.
- Burglary-resistance – S2 according to EN 14450.
- Fire-resistance – LFS 30P according to EN 15659.
- Thickness of door - 92mm.
- Thickness of walls - 56mm.
- Space between walls and door filled with fire-resistant concrete.
- 3 live-locking bolts.
- Intergrated relocker, lock secured from drill attacks.
- Standard delivery with double-bit high security key lock with two keys.
- Colour: grey with hammer effect.
- Powder coating.

- Zum Schutz von Dokumenten und Wertsachen gegen Feuer und Einbruch.
- Einbruch-Sicherheit – S2 gemas EN 14450.
- Feuerbeständigkeit LFS 30P gemas EN 15659.
- Turstarke - 92mm.
- Wandstärke - 56mm.
- Wandungen und Tur mit feuersicherem Beton ausgefüllt.
- 3-seitiger Verschluss.
- Relocker, Schloss bohrgeschützt.
- Serienmasig Doppelbart-Hochsicherheitsschloss mit 2 Schlüssel.
- Farbe: grau mit Hammerschlag-Effekt.
- Pulverbeschichte

Model/Modell	External measurements, mm			Internal measurements, mm			Number of shelves	Weight, kg	Volume, l
	Height	Width	Depth	Height	Width	Depth			
BRF 30	300	427	385	170	316	235	1	49	13
BRF 32	315	445	440	185	334	290	1	52	18
BRF 46	460	440	440	330	329	290	1	68	31
BRF 49	490	360	440	360	249	290	1	62	26
BRF 67	670	440	440	540	329	290	1	91	51
BRF 95	950	440	440	820	329	290	2	120	78
BRF 1370	1336	704	581	1166	553	391	2	310	252
	Lock options:			Schlossoptionen:					
KL	Key lock			Schlüsselschloss					
EL	Digital lock			Elektronikschloss					

FIRE RESISTANT SAFES FRS SERIES
BRANDSICHERE SAFES DER FRS SERIE



- Designed to protect valuables against fire. These safes have modern design they are convenient and reliable in operation.
- Fire-resistance – LFS 60P according to EN 15659.
- The safe body and door are fabricated with two inter-welded walls that filled with a fire resistant concrete.
- Four solid metal locking bolts secure the door on all four sides.
- Durable powder coated finish.

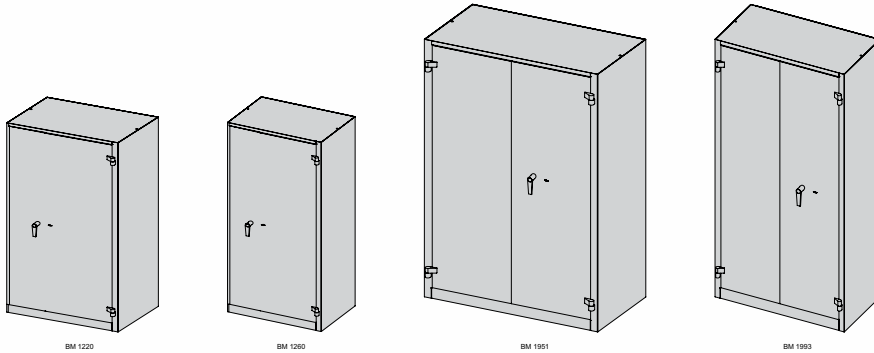
- Brandsicheres Aufbewahren von Wertgegenstände. Diese Safes im modernen Design zeichnen sich durch bequeme Handhabung und zuverlässige Funktionsweise aus.
- Feuerwiderstand LFS 60P nach EN 15659.
- Doppelwandige Gehäusen und Türen gefüllt mit feuersicherem Beton.
- Massive vierfache Bolzenverriegelung sichert die Tur von allen vier Seiten ab.
- Hochwertige Oberflächen-Pulverbeschichtung.



CLASS
LFS 60P
ESB-S Certified

Model-Modell	External measurements, mm			Internal measurements, mm			Number of shelves	Number of bolts	Weight, kr	Volume, l
	Height	Width	Depth	Height	Width	Depth				
FRS – 30	300	430	365	193	326	236	-	tray	30	15
FRS – 32	320	445	425	212	341	296	-	tray	38	21
FRS – 49	495	361	425	387	257	296	-	1+ tray	44	29
FRS – 51	515	445	425	407	341	296	-	1+ tray	51	41
FRS – 67	732	485	430	527	346	301	85	1	86	49
FRS – 75	811	485	451	607	346	301	85	1	109	64/8
FRS – 93	991	565	451	786	426	301	85	2	145	98/10
FRS - 120	1200	711	581	1034	546	418	135	2	250	236/26
FRS - 133	1336	711	581	1170	546	418	135	2	310	267/26
FRS - 165	1653	711	581	1487	546	418	135	3	370	340/26
	Lock options:			Schlossoptionen:						
KL	Key lock			Schlüsselschloss						
E	Digital lock			Elektronikschloss						
CL	Mechanical Combination lock			Mechanisches Zahlenkombinationsschloss						

SAFE CABINET BRANDMAUER
SAFE SAFESCHRANK BRANDMAUER



- Two walls construction of 1.2 mm. steel.
- Fire – protecting heat – insulated filling between external and internal bodies.
- Two-walled construction (60mm.)
- Door opening angle 180 degrees due to external hinges.
- Three-sided bolt locking: 5 bolts (diameter 20mm).
- Standard delivery with double-bit high security key lock with two keys + handle.
- 5 storage levels (4 shelves) at 340mm distance.
- Colour: shade of Grey with hammer effect (RAL 7038).
- Powder coating.

- Doppelwandkonstruktion aus 1.2 mm Stahl.
- Feuer - und Hitzeschutz dank Spezialfüllung zwischen Außen - und Innengehäuse.
- Doppelwandkonstruktion (60 mm).
- 180° - Turoffnungswinkel dank Ausengelenken.
- dreiseitige Bolzenverriegelung: 5 Bolzen (Durchmesser 20 mm).
- Serienmäßig Doppelbart-Hochsicherheitsschloss mit 2 Schlüssel + Türgriff.
- 5 Aufbewahrungsebenen (4 Regale), Abstand 340 mm.
- Farbe: grau, Hammerschlag-Effektlack (RAL 7038).
- Pulverbeschichtet.

Model/Modell	External measurements, mm			Internal measurements, mm			Number of shelves	Weight, kg	Volume, l
	Height	Width	Depth	Height	Width	Depth			
BM 1220	1220	930	520	1050	820	405	2	90	349
BM 1260	1220	600	520	1082	506	420	2	71	230
BM 1993	1950	930	520	1800	820	420	4	142	638
BM 1951	1950	1250	520	1780	1140	405	4	200	822
	Lock options:					Schlossoptionen:			
KL	Key lock + Handle					Schlüsselschloss + Türgriff			
EL	Digital lock					Elektronikschloss			
	Available for an additional charge					Zubehörartikel gegen Aufpreis			
FF	Telescopic filing frame					Teleskop-Auszugsrahmen			
TS	Telescopic shelf					Teleskop-Regal			
T	Internal compartment					Innerfach			